

# Maxstar® 150 S

Issued March 2013 • Index No. DC/27.0

Stick Welding  
Power Source 

## Quick Specs

### Light Industrial Applications

Maintenance Repair  
Shipboard Installation/Repair  
Farm/Ranch  
Hobbyist

### Process

Stick (SMAW)

### Input Power

1-Phase Power  
**Amperage Range** 115 VAC: 20–100 A (DC)  
230 VAC: 20–150 A (DC)

**Max. Open-Circuit Voltage** 90

**Weight** 13.2 lb. (6.0 kg)

## The Power of Blue.®



**Auto-Line™** provides state-of-the-art flexibility to the end user. The Auto-Line circuitry automatically connects to 115–230 VAC, single-phase power without removing the covers to relink the power source. No longer is there a concern if you have the correct machine for the shop or jobsite.



**Multi-voltage plug (MVP™)** allows connection to 115 or 230 V receptacles without tools—choose the plug

that fits the receptacle and connect it to the power cord.

**Portable** in the shop or at the jobsite—at 13.2 pounds the shoulder strap allows the end user to easily move from location to location.

**Thermal overload protection with indicator light** helps prevent machine damage if the duty cycle is exceeded or airflow is blocked.

**Single amperage range** allows operator to accurately set amperage on both 115 or 230 V primary power.

Designed Exclusively for  
**STICK WELDING**



Inverter-based, DC power source has a **simple-to-use operator interface** providing only the necessary controls in a compact machine.

**Adaptive Hot Start™ for Stick arc starts** automatically increases the output amperage at the start of a weld should the start require it. Prevents the electrode from sticking and creating an inclusion.

**Low OCV Stick** is a simple design that reduces the open-circuit voltage to 12–16 volts when the welding power source is not in use. This circuit design is now built into the Maxstar 150 S eliminating the need for add-on voltage reducers.

**Best in class Stick arc characteristics** for those demanding jobs.

**Power Factor Corrected (PFC)** for optimum performance especially on 115 V—reduces nuisance breaker tripping.

**Fan-On-Demand™** power source cooling system operates only when needed, reducing noise, energy use and the amount of contaminants pulled through the machine.

### Maxstar® 150 S with X-CASE™ (#907 134-01-2) comes complete with:

- Maxstar 150 S (Stick only)
- 10-ft. (3 m) MVP power cord
- MVP™ plugs 5-15P (115 V, 15 A) and 6-50P (230 V, 50 A)
- X-CASE™ provides protection in transport and storage
- 13-ft. (4 m) Stick electrode holder with 25-mm Dinse connector
- 10-ft. (3 m) work clamp with 25-mm Dinse connector
- Shoulder strap



Power source is warranted for 3 years, parts and labor.  
Original main power rectifiers are warranted for 5 years.



**Miller Electric Mfg. Co.**  
An Illinois Tool Works Company  
1635 West Spencer Street  
Appleton, WI 54914 USA

**Equipment Sales US and Canada**  
Phone: 866-931-9730  
FAX: 800-637-2315  
International Phone: 920-735-4554  
International FAX: 920-735-4125

**Website**  
MillerWelds.com



# Specifications (Subject to change without notice.)

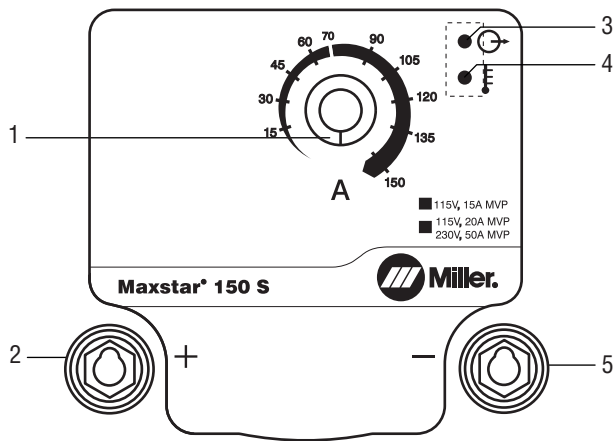


Input Power	Welding Amperage Range	Rated Output	Amps Input at Rated Output, 50/60 Hz	KVA at Duty Cycle	KW	Max. Open-Circuit Voltage	Dimensions	Weight
115 VAC 15 A	20–70 A	70 A at 22.8 VDC, 100% Duty Cycle	17.4	2.0	1.9	90 (12–16 V*)	H: 9 in. (229 mm) W: 5.5 in. (140 mm) D: 13.25 in. (337 mm)	13.2 lb. (6.0 kg)
115 VAC 20 A	20–100 A	70 A at 22.8 VDC, 100% Duty Cycle	17.4	2.0	1.9			
		100 A at 24.0 VDC, 35% Duty Cycle	26.4	3.0	3.0			
230 VAC	20–150 A	100 A at 24.0 VDC, 100% Duty Cycle	13.1	3.0	2.8			
		150 A at 26.0 VDC, 30% Duty Cycle	21.6	4.9	4.7			

\*Sense voltage for Stick.

Certified by Canadian Standards Association to both the Canadian and U.S. Standards.

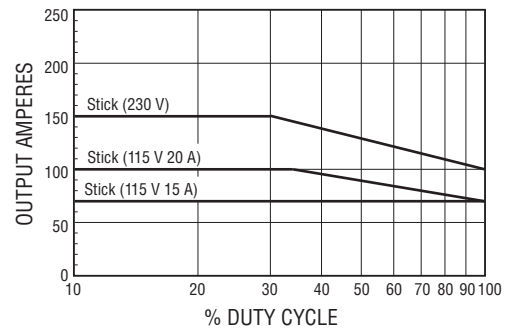
## Control Panel



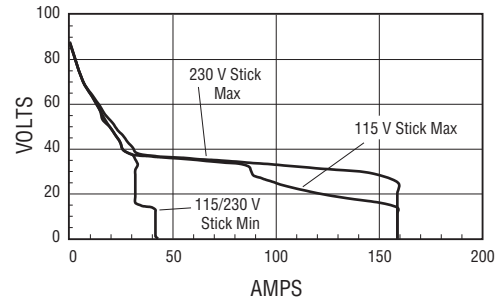
1. Amperage Adjustment Control
2. Positive Weld Output Receptacle
3. Ready Light
4. Overtemperature Light
5. Negative Weld Output Receptacle

## Performance Data

DUTY CYCLE CHART



VOLT/AMP CURVES



## Ordering Information

Power Source and Options	Stock No.	Description	Qty.	Price
Maxstar® 150 S (only)	#907 134	Single-phase, 115–230 VAC, 50/60 Hz, includes 13-ft. (4 m) electrode holder, 10-ft. (3 m) work clamp, shoulder strap, primary cord and MVP™ plugs		
Maxstar® 150 S with X-CASE™	#907 134-01-2	Includes #907 134 plus carrying case		
<b>Accessories</b>				
X-CASE™ (only)	#300 184	Carrying case for Maxstar 150		

Date: Total Quoted Price:



Distributed by: